

MHB MNG Series—Storage-type Gelled Battery

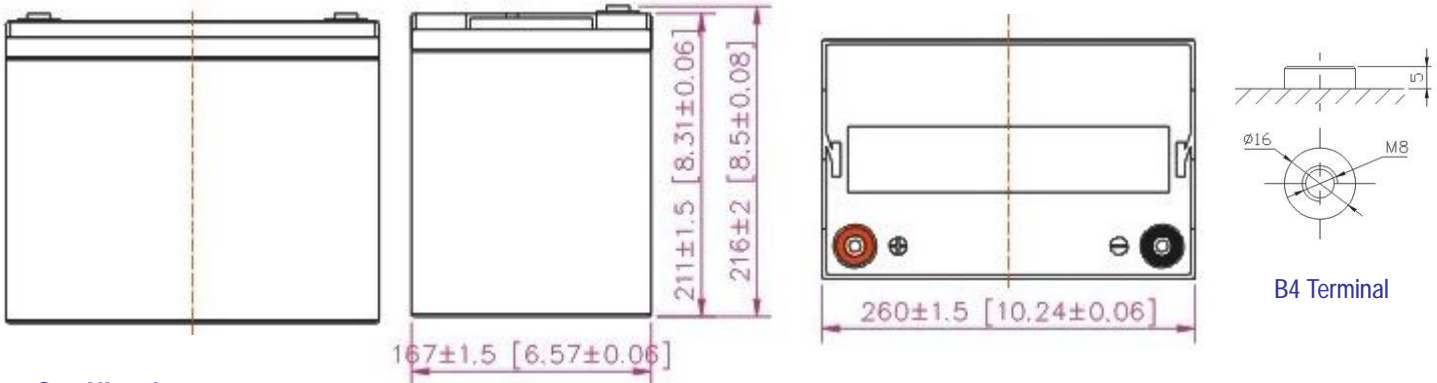
- High performance, completely maintenance-free, low self-discharge
- 100% precise quality testing, stable quality and high reliable performance
- Unique grid alloy formula and updated manufacturing technique
- Floating & standby use: up to 12 years
- Cycle use 1: Up to 350 cycles at 100% DOD
- Cycle use 2: Up to 1800 cycles at 50% DOD

Application:

- Telecommunications
- Alarm and security system
- Uninterruptable Power Supply (UPS)
- Communication power supply
- Electric Power System (EPS)
- DC power supply
- Emergency backup power supply
- Auto control system

Construction:

- ComponentRaw material
- SealantEpoxy
- PositiveLead dioxide
- Safety valve Rubber
- NegativeLead
- TerminalCopper/Pb
- ContainerABS
- SeparatorFiber glass
- CoverABS
- Electrolyte Sulfuric acid

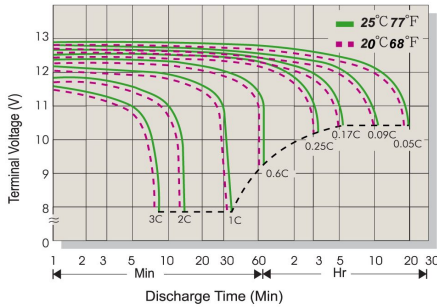


Speification:

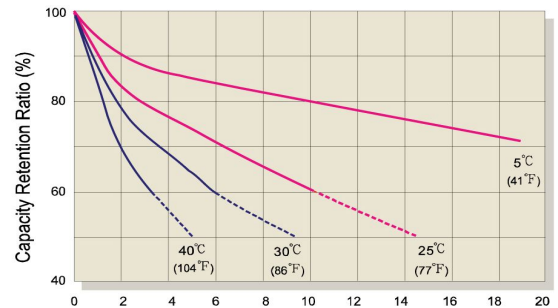
Battery Model	MNG 75-12 12V75AH			
Designed Floating Life	Up to 12 Years			
Capacity (25°C)	20HR(3.98A, 10.8V)	10HR(7.50A, 10.8V)	5HR(14.59A, 10.5V)	1HR(48.86A, 10.5V)
	79.60AH	75.00AH	72.95AH	48.86AH
Dimensions	Length	Width	Height	Total Height
	260mm (10.24inch)	167mm (6.57inch)	211mm (8.31inch)	216mm (8.50inch)
Approx. Weight	22.00Kg (48.51 lbs) ± 5%			
Internal Resistance	Full charged at 25°C: ≤ 4.5mΩ			
Self Discharge	2% of capacity declined per month at (25°C)			
Capacity Affected by Temp.(20HR)	40°C	25°C	0°C	-15°C
	102%	100%	85%	65%
Charge Voltage(25°C)	Cycle use		Float use	
	14.4-14.6V(-30mV/°C), max. Current:22.50A		13.6-13.8V (-20mV/°C)	

FUJIAN MINHUA POWER SOURCE CO., LTD.

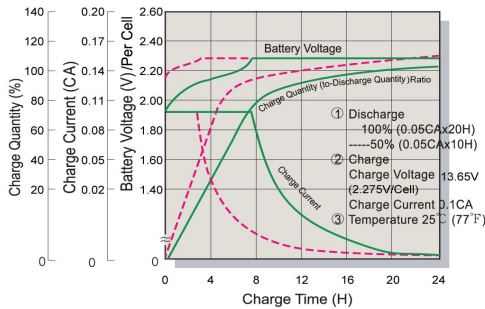
Terminal Voltage (V) and Discharge Time



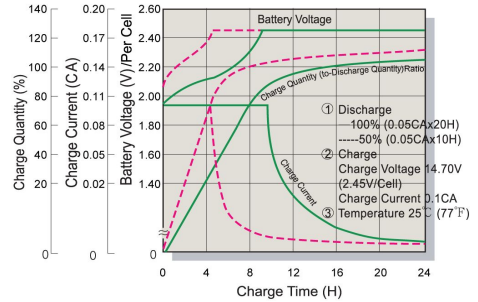
Capacity Retention Characteristic



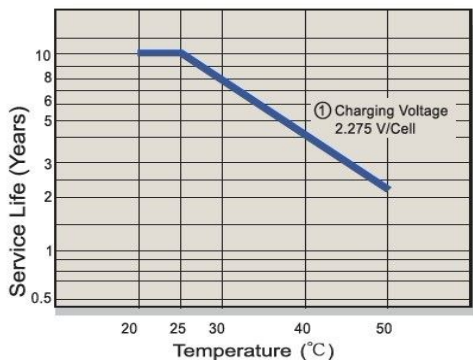
Battery Voltage and Charge Time for Standby Use



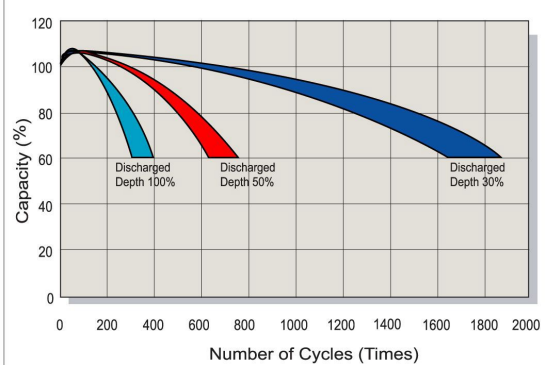
Battery Voltage and Charge Time for Cycle Use



Tickle(or Float) Service Life



Cycle Service Life



Constant Current Discharge(CC,Unit:A) at 25°C(77°F)

F.V/Time	5Min	10Min	15Min	30Min	1Hr	2Hr	3Hr	4Hr	5Hr	6Hr	10Hr	20Hr
1.85V/Cell	266.61	157.38	123.70	80.63	47.06	27.20	20.89	17.15	14.06	11.46	7.37	3.91
1.80V/Cell	271.70	160.39	126.06	82.17	47.96	27.72	21.29	17.48	14.33	11.68	7.50	3.98
1.75V/Cell	276.80	163.40	128.42	83.71	48.86	28.24	21.69	17.81	14.59	11.90	7.65	4.05
1.70V/Cell	301.71	173.20	136.13	87.05	49.72	28.74	22.07	18.12	14.85	12.11	7.78	4.13
1.67V/Cell	332.15	187.91	147.69	91.92	50.25	29.05	22.31	18.32	15.01	12.24	7.87	4.17

Constant Power Discharge (CP,Unit:W) at 25°C(77°F)

F.V/Time	5Min	10Min	15Min	30Min	1Hr	2Hr	3Hr	4Hr	5Hr	6Hr	10Hr	20Hr
1.85V/Cell	519.89	306.90	241.21	157.23	91.76	53.05	40.73	33.45	27.41	22.35	14.37	7.62
1.80V/Cell	529.82	312.76	245.82	160.24	93.52	54.06	41.51	34.09	27.93	22.77	14.63	7.76
1.75V/Cell	539.75	318.62	250.42	163.24	95.27	55.07	42.29	34.73	28.46	23.20	14.92	7.91
1.70V/Cell	588.33	337.74	265.45	169.75	96.95	56.04	43.03	35.34	28.96	23.61	15.18	8.05
1.67V/Cell	647.70	366.42	287.99	179.24	97.99	56.64	43.50	35.72	29.27	23.86	15.34	8.13